



Key Facts

| | |
|---------------------------------------|--|
| Fund Duration : | 15 Years |
| Fund Capital : | 5 to 100 million KD |
| Fund Manager : | Tharwa Investment Co. |
| Custodian : | Kuwait Clearing Co. |
| Financial Auditor : | Bader Al Baziaa & Partner |
| Sharia Supervisory Authorities | Al-Madar Financial Co. |
| Minimum Investment : | 1,000 Units |
| Additional Investment : | 1,000 Units |
| Fund Currency : | Kuwaiti Dinar |
| Entry (Subscription) : | Weekly |
| Exit (Redemption) : | Weekly |
| Subscription Fee : | 0.250 % |
| Redemption Fee : | 0.250 % |
| Management Fee : | 1.500% |
| Custodian Fee : | 0.125% |
| Fund Directors : | Sami I. Al-Hasawi Khaled A. Al-Fares Abdullatif Al-Muzaini |

Fund Objectives

To obtain high returns with minimum risk, through investing in certain Kuwaiti Companies listed in the Kuwait Stock Exchange, whose activity or dealing does not conflict with the regulations and controls of the Islamic Sharia. And to invest money in Murabaha with certified Islamic Banks and Institutions. All transactions of the Fund should comply with the rules of the Islamic Sharia in accordance with the instructions of the Sharia Supervisory Authorities

Contact Details

Tharwa Investment Company
Tel.: +965 222 43 000
Fax : +965 222 43 098
www.tharwa.com

Fund NAV & Performance

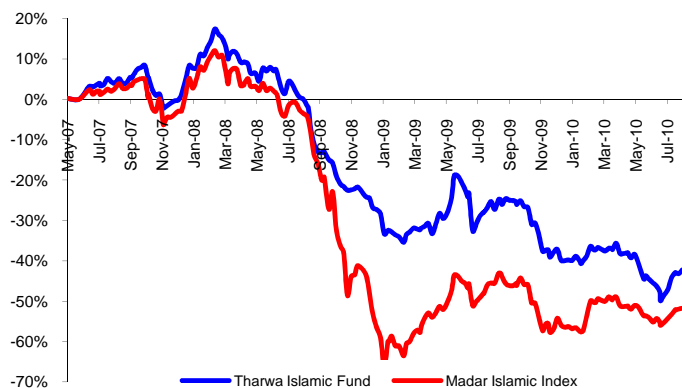
| | |
|---------------------|------------------|
| NAV | 0.599 |
| No. of Units | 5,283,000 |
| Net Assets | 3,163,392 |

| | Islamic Fund | Madar Index |
|------------|---------------------|--------------------|
| MTD | 4.95% | 1.07% |
| YTD | -0.28% | 11.13% |
| ITD | -40.12% | -51.60% |

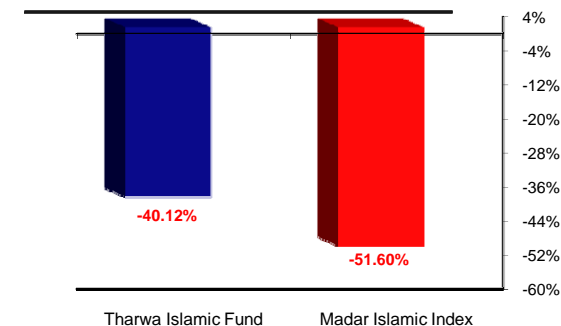
| Year | Jan | Feb | Mar | Apr | May | June* | July | Aug | Sep | Oct | Nov | Dec | YTD |
|-------------|--------|--------|--------|--------|---------|--------|--------|--------|---------|--------|--------|--------|----------------|
| 2007 | | | | | | 0.17% | 3.79% | 0.00% | 1.18% | 0.09% | -7.13% | 2.75% | 0.47% |
| 2008 | 7.27% | 6.32% | -4.03% | -0.76% | -4.30% | 2.84% | -3.45% | -5.71% | -10.97% | -9.30% | -0.99% | -6.40% | -27.16% |
| 2009 | -7.72% | -4.35% | 4.79% | 2.05% | 10.88% | -1.02% | -4.92% | 4.28% | -0.79% | -7.44% | -9.22% | -4.16% | -17.94% |
| 2010 | -1.24% | 5.81% | 0.27% | -1.45% | -10.59% | -5.83% | 9.29% | 4.95% | | | | | -0.28% |

* Fund Started on 22 June 2007

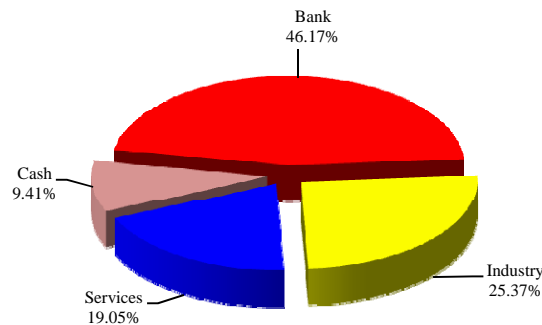
Fund Cumulative Return Vs. Madar Islamic Index



Fund Return Vs. Madar Return - Since Inception



Sector Diversification



Top Five

- 1 - Boubyan Bank
- 2 - Portland Cement Co.
- 3 - Kuwait International Bank
- 4 - Mobile Telecommunications Co.
- 5 - Kuwait Cement Co.