



**Key Facts**

<b>Fund Duration :</b>	15 Years
<b>Fund Capital :</b>	5 to 100 million KD
<b>Fund Manager :</b>	Tharwa Investment Co.
<b>Custodian :</b>	Kuwait Clearing Co.
<b>Financial Auditor :</b>	Bader Al Baziaa & Partner
<b>Minimum Investment :</b>	1,000 Units
<b>Additional Investment :</b>	1,000 Units
<b>Fund Currency :</b>	Kuwaiti Dinar
<b>Entry ( Subscription) :</b>	Weekly
<b>Exit ( Redemption) :</b>	Weekly
<b>Subscription Fee :</b>	0.250 %
<b>Redemption Fee :</b>	0.250 %
<b>Management Fee :</b>	1.500%
<b>Custodian Fee :</b>	0.125%
<b>Fund Managers :</b>	Sami I. Al-Hasawi Khaled A. Al-Fares Marzooq F. Al-Mutairi

**Fund Objectives**

To invest the Fund's money in the shares of companies listed on Kuwait Stock Exchange, as per the Fund Manager's discretion, to provide investment opportunities based on fundamentals and complete studies so as to realize the highest possible yield with limited risks, and to invest in the Forward market or any new investment instrument launched by Kuwait market. Investing the cash surpluses in short-term and medium-term deposits until the time other investment opportunities become available.

**Contact Details**

Tharwa Investment Company  
Tel.: +965 22 43 000  
Fax : +965 22 43 098  
www.tharwa.com

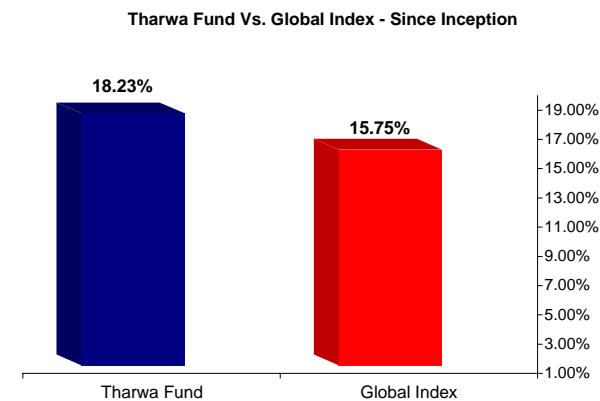
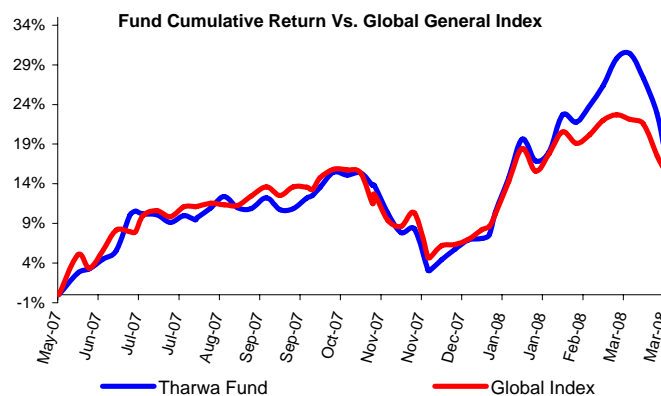
**Fund NAV & Performance**

<b>NAV</b>	<b>1.182</b>	<b>MTD</b>	<b>Inv. Fund -6.42%</b>	<b>Global Index -5.12%</b>
<b>No. of Units</b>	<b>11,451,000</b>	<b>YTD</b>	<b>9.85%</b>	<b>6.52%</b>
<b>Net Assets</b>	<b>13,538,952</b>	<b>ITD</b>	<b>18.23%</b>	<b>15.75%</b>

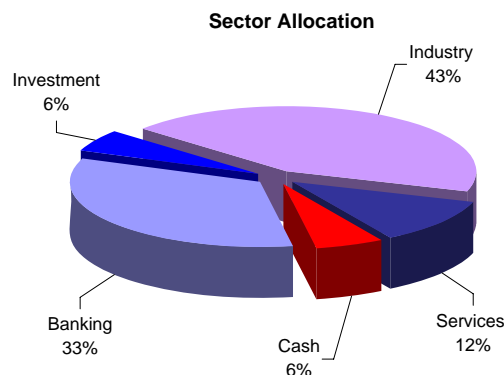
Year	Jan	Feb	Mar	Apr	May*	June	July	Aug	Sep	Oct	Nov	Dec	YTD
2007					2.73%	7.58%	-0.97%	1.28%	1.51%	1.13%	-9.42%	4.41%	7.63%
2008	9.66%	7.05%	-6.42%										9.85%

\* Fund Started on 22 May 2007

**Fund Performance Vs. Global General Index - Chart**



**Sector Allocation & Top Five**



**Top Five**

- 1 - Kuwait Finance House
- 2 - Boubyan Petrochemicals Co.
- 3 - National Industries Group
- 4 - National Ranges Co.
- 5 - Kuwait International Bank