



Key Facts

Fund Duration : 15 Years
Fund Capital : 5 to 100 million KD
Fund Manager : Tharwa Investment Co.
Custodian : Kuwait Clearing Co.
Financial Auditors : BDO Al Nisf & Partners
Minimum Investment : 1,000 Units
Additional Investment : 1 Unit
Fund Currency : Kuwaiti Dinar
Entry (Subscription) : Weekly
Exit (Redemption) : Weekly
Subscription Fee : 0.250 %
Redemption Fee : 0.250 %
Management Fee : 1.750 %
Custodian Fee : 0.125 %
Fund Directors : Sami I. Al-Hasawi
 Khaled A. Al-Fares
 Bader H. Al-Ghanim

Fund Objectives

To invest the Fund's money in the shares of companies listed on Kuwait and GCC Stock Markets, as per the Fund Manager's discretion and to provide investment opportunities based on fundamentals and complete prior studies so as to realize the highest possible yield with minimum risks. Further, to invest in the Forward markets or any new investment instrument launched by Kuwait and GCC Markets and Investing the surplus Cash in short-term and medium-term deposits, until such time when other investment opportunities become available.

Contact Details

Tharwa Investment Company
 Tel.: +965 222 43 000
 Fax : +965 222 43 098

Follow Us



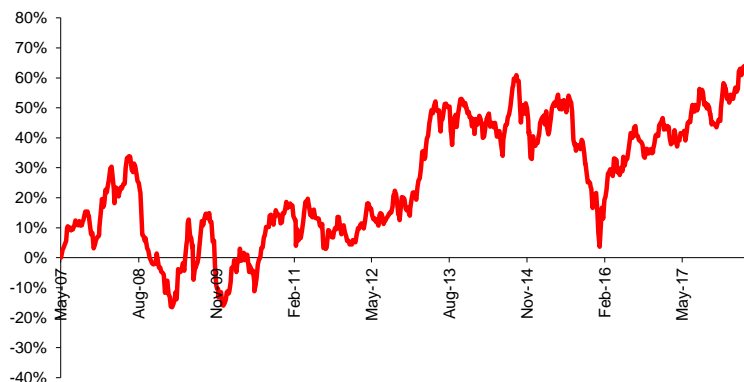
Fund NAV & Performance

NAV KWD	1.217	Bonus Units M T D	0.00%	M T D	5.76%
No. of Units	3,543,113	Bonus Units Y T D	45.60%	Y T D	21.67%
Net Assets	4,312,762	Bonus Units I T D	45.60%	I T D	77.23%

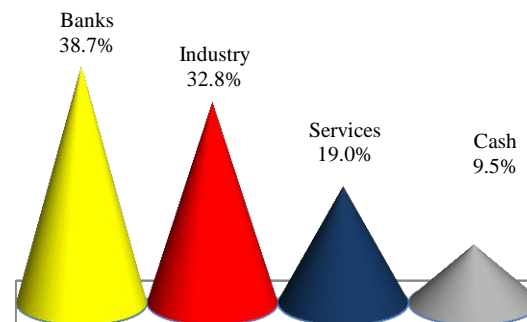
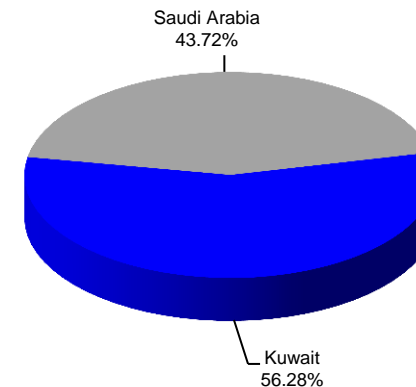
Year	Jan	Feb	Mar	Apr	May*	June	July	Aug	Sep	Oct	Nov	Dec	YTD
2014	0.37%	0.35%	1.03%	-1.10%	-3.01%	-4.60%	9.56%	7.32%	0.89%	-5.09%	-6.20%	-2.86%	-4.46%
2015	2.64%	4.55%	-3.32%	6.51%	-1.48%	0.28%	1.75%	-9.67%	-1.20%	-3.59%	-5.95%	-1.56%	-11.52%
2016	-6.79%	7.87%	4.59%	3.62%	-1.79%	2.11%	5.31%	0.55%	-2.12%	-1.21%	-0.69%	4.03%	15.60%
2017	2.48%	-0.94%	-2.94%	0.40%	1.68%	2.85%	2.28%	5.08%	-3.40%	-2.02%	-2.43%	0.91%	3.62%
2018	6.61%	-0.91%	1.83%	4.07%	1.00%	1.73%	5.76%						21.67%

* Fund Started on 22 May 2007

NAV Cumulative Return - Since Inception



Geographical Diversification



Top Five Holding

Rank	Company Name	Country
1-	Boubyan Petrochemicals Co.	Kuwait
2-	Agility	Kuwait
3-	National Bank of Kuwait	Kuwait
4-	Alinma Bank	Saudi
5-	Al-Rajhi Bank	Saudi

تنويه

تم إعداد هذا التقرير لأغراض المعلومات العامة وبغرض توزيعها لذات الغرض. وهذا التقرير ليس دعوة للاشتراك في أي من وحدات الصناديق الاستثمارية أو أي من استراتيجياتها. وفي جميع الأحوال، على المستثمرين الراغبين في الاستثمار في الصندوق أن يقوموا بشكل دائم وبعناية تامة بمراجعة الوثائق التي تحكم عمل الصندوق (نشرة الإصدار و النظام الأساسي للصندوق)والتي تحتوي على المعلومات المتعلقة بأهداف الاستثمار والعمليات والقواعد المطبقة بشأن الضرائب والرسوم والنفقات ومخاطر الاستثمار، كما عليهم أن يراجعوا أداء الصندوق طيلة فترة استثمارهم فيه.

والمعلومات المستخدمة في هذا التقرير قد تكون عرضة للأخطاء الفنية أو الأخطاء المادية المطبعية الخارجة عن السيطرة، وثروة تخلي مسؤوليتها عن تلك الأخطاء السالفة البيان في حال ورودها بالتقرير.

Disclaimer

This report is prepared for general circulation and is circulated for general information only. This report is not an invitation to subscribe to units of any investment fund therein. At all times prospective investors considering an investment in a fund or program should carefully review fund's governing documents (Fund's Prospectus and Article of Association) describing the investment goals approach, operations, applicability of taxes, fees, expenses, risks of investing and review the fund's or program's performance over time.

The information used in this report may be subject to technical or typographical errors beyond our reasonable control, Tharwa disclaims any responsibility in all those errors above in the report received