



Key Facts

Fund Duration :	15 Years
Fund Capital :	5 to 100 million KD
Fund Manager :	Tharwa Investment Co.
Custodian :	Kuwait Clearing Co.
Financial Auditor :	Bader Al Baziaa & Partner
Minimum Investment :	1,000 Units
Additional Investment :	1,000 Units
Fund Currency :	Kuwaiti Dinar
Entry (Subscription) :	Weekly
Exit (Redemption) :	Weekly
Subscription Fee :	0.250 %
Redemption Fee :	0.250 %
Management Fee :	1.500%
Custodian Fee :	0.125%
Fund Managers :	Sami I. Al-Hasawi Khaled A. Al-Fares Marzooq F. Al-Mutairi

Fund Objectives

To invest the Fund's money in the shares of companies listed on Kuwait Stock Exchange, as per the Fund Manager's discretion, to provide investment opportunities based on fundamentals and complete studies so as to realize the highest possible yield with limited risks, and to invest in the Forward market or any new investment instrument launched by Kuwait market.
Investing the cash surpluses in short-term and medium-term deposits until the time other investment opportunities become available.

Contact Details

Tharwa Investment Company
Tel.: +965 22 43 000
Fax : +965 22 43 098
www.tharwa.com

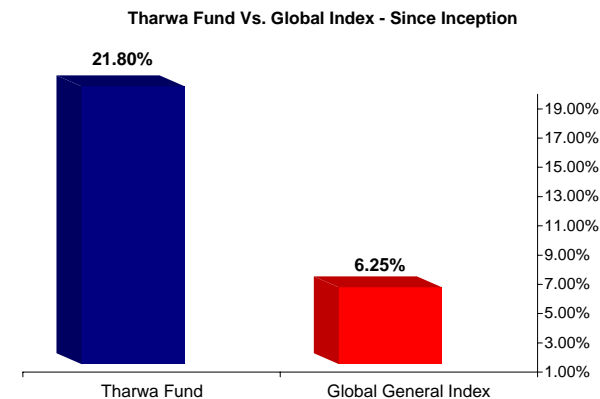
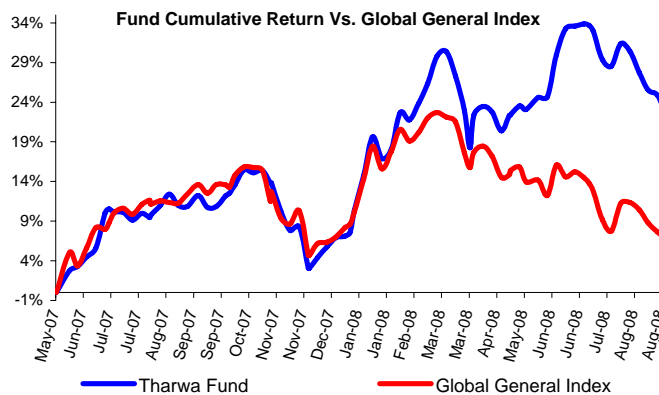
Fund NAV & Performance

NAV	1.218	MTD	Inv. Fund	Global Index
No. of Units	11,754,000	YTD	-6.58%	-4.57%
Net Assets	14,316,568	ITD	13.17%	-2.22%
			21.80%	6.25%

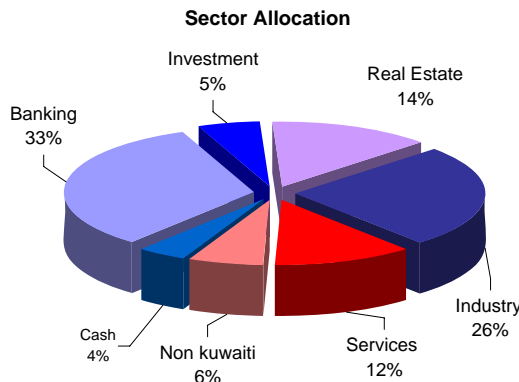
Year	Jan	Feb	Mar	Apr	May*	June	July	Aug	Sep	Oct	Nov	Dec	YTD
2007					2.73%	7.58%	-0.97%	1.28%	1.51%	1.13%	-9.42%	4.41%	7.63%
2008	9.66%	7.05%	-6.42%	3.46%	1.92%	7.20%	-2.45%	-6.58%					13.17%

* Fund Started on 22 May 2007

Fund Performance Vs. Global General Index - Chart



Sector Allocation & Top Five



Top Five

- 1 - Kuwait Finance House
- 2 - Boubyan Petrochemicals Co.
- 3 - National Bank of Kuwait
- 4 - National Real Estate Co.
- 5 - Burgan Co. for Well Drilling, Trading & Maintenan