



**Key Facts**

<b>Fund Duration :</b>	15 Years
<b>Fund Capital :</b>	5 to 100 million KD
<b>Fund Manager :</b>	Tharwa Investment Co.
<b>Custodian :</b>	Kuwait Clearing Co.
<b>Financial Auditors :</b>	BDO Al Nisf & Partners
<b>Minimum Investment :</b>	1,000 Units
<b>Additional Investment :</b>	1,000 Units
<b>Fund Currency :</b>	Kuwaiti Dinar
<b>Entry ( Subscription ) :</b>	Weekly
<b>Exit ( Redemption ) :</b>	Weekly
<b>Subscription Fee :</b>	0.250 %
<b>Redemption Fee :</b>	0.250 %
<b>Management Fee :</b>	1.750%
<b>Custodian Fee :</b>	0.125%
<b>Fund Directors :</b>	Sami I. Al-Hasawi Khaled A. Al-Fares Barrak Musaed Al-Usaimi

**Fund Objectives**

To invest the Fund's money in the shares of companies listed on Kuwait and GCC Stock Markets, as per the Fund Manager's discretion and to provide investment opportunities based on fundamentals and complete prior studies so as to realize the highest possible yield with minimum risks. Further, to invest in the Forward markets or any new investment instrument launched by Kuwait and GCC Markets and Investing the surplus Cash in short-term and medium-term deposits, until such time when other investment opportunities become available.

**Contact Details**

Tharwa Investment Company  
Tel.: +965 222 43 000  
Fax : +965 222 43 098

**Follow Us**



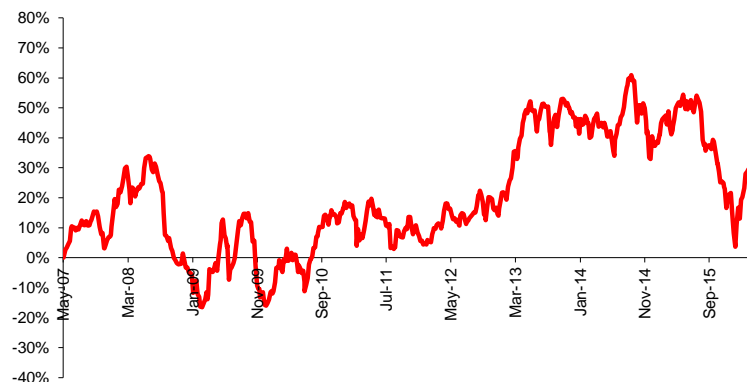
**Fund NAV & Performance**

NAV KWD	1.329	MTD	2.11%
No. of Units	3,372,000	YTD	9.27%
Net Assets	4,480,601	ITD	32.88%

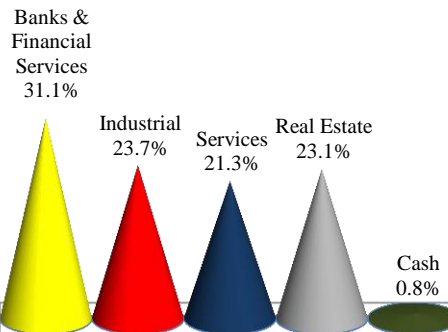
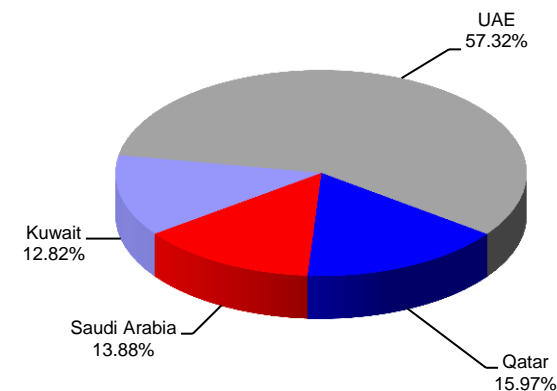
Year	Jan	Feb	Mar	Apr	May*	June	July	Aug	Sep	Oct	Nov	Dec	YTD
2012	0.31%	3.07%	1.78%	5.87%	-4.07%	-1.88%	0.43%	2.91%	5.30%	-4.84%	4.23%	-4.63%	7.95%
2013	6.28%	4.43%	5.58%	9.78%	3.74%	-6.62%	6.33%	-6.06%	2.86%	4.78%	-1.93%	-4.12%	26.17%
2014	0.37%	0.35%	1.03%	-1.10%	-3.01%	-4.60%	9.56%	7.32%	0.89%	-5.09%	-6.20%	-2.86%	-4.46%
2015	2.64%	4.55%	-3.32%	6.51%	-1.48%	0.28%	1.75%	-9.67%	-1.20%	-3.59%	-5.95%	-1.56%	-11.52%
2016	-6.79%	7.87%	4.59%	3.62%	-1.79%	2.11%							9.27%

\* Fund Started on 22 May 2007

**NAV Cumulative Return - Since Inception**



**Geographical Diversification**



**Top Five Holding**

Country	
UAE	1- Dubai Parks & Resorts
UAE	2- Aldar Properties
UAE	3-Emaar Properties
Qatar	4- Qatar Islamic Bank
UAE	5-Dubai Investment

### تنويه

تم إعداد هذا التقرير لأغراض المعلومات العامة وبغرض توزيعها لذات الغرض. وهذا التقرير ليس دعوة للاشتراك في أي من وحدات الصناديق الاستثمارية أو أي من استراتيجياتها. وفي جميع الأحوال، على المستثمرين الراغبين في الاستثمار في الصندوق أن يقوموا بشكل دائم وبغناية تامة بمراجعة الوثائق التي تحكم عمل الصندوق ( نشرة الإصدار و النظام الأساسي للصندوق )والتي تحتوي على المعلومات المتعلقة بأهداف الاستثمار والعمليات والقواعد المطبقة بشأن الضرائب والرسوم والنفقات ومخاطر الاستثمار، كما عليهم أن يراجعوا أداء الصندوق طيلة فترة استثمارهم فيه.

والمعلومات المستخدمة في هذا التقرير قد تكون عرضة للأخطاء الفنية أو الأخطاء المادية المطبعية الخارجة عن السيطرة، وثروة تخلي مسؤوليتها عن تلك الأخطاء السالفة البيان في حال ورودها بالتقرير.

### Disclaimer

This report is prepared for general circulation and is circulated for general information only. This report is not an invitation to subscribe to units of any investment fund therein. At all times prospective investors considering an investment in a fund or program should carefully review fund's governing documents (Fund's Prospectus and Article of Association) describing the investment goals approach, operations, applicability of taxes, fees, expenses, risks of investing and review the fund's or program's performance over time.

The information used in this report may be subject to technical or typographical errors beyond our reasonable control, Tharwa disclaims any responsibility in all those errors above in the report received