



**Key Facts**

**Fund Duration :** 15 Years  
**Fund Capital :** 5 to 100 million KD  
**Fund Manager :** Tharwa Investment Co.  
**Custodian :** Kuwait Clearing Co.  
**Financial Auditors :** BDO Al Nisf & Partners  
**Minimum Investment :** 1,000 Units  
**Additional Investment :** 1,000 Units  
**Fund Currency :** Kuwaiti Dinar  
**Entry ( Subscription ) :** Weekly  
**Exit ( Redemption ) :** Weekly  
**Subscription Fee :** 0.250 %  
**Redemption Fee :** 0.250 %  
**Management Fee :** 1.750%  
**Custodian Fee :** 0.125%  
**Fund Directors :** Sami I. Al-Hasawi  
 Khaled A. Al-Fares  
 Barrak Musaed Al-Usaimi

**Fund Objectives**

To invest the Fund's money in the shares of companies listed on Kuwait and GCC Stock Markets, as per the Fund Manager's discretion and to provide investment opportunities based on fundamentals and complete prior studies so as to realize the highest possible yield with minimum risks. Further, to invest in the Forward markets or any new investment instrument launched by Kuwait and GCC Markets and Investing the surplus Cash in short-term and medium-term deposits, until such time when other investment opportunities become available.

**Contact Details**

Tharwa Investment Company  
 Tel.: +965 222 43 000  
 Fax : +965 222 43 098

**Follow Us**



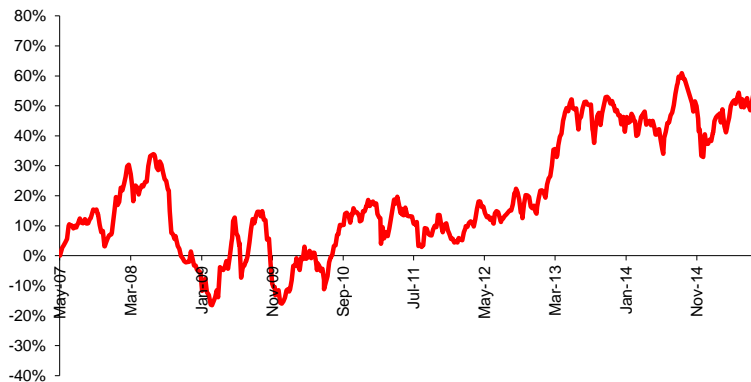
**Fund NAV & Performance**

NAV KWD	1.527	MTD	1.75%
No. of Units	5,947,000	YTD	11.08%
Net Assets	9,078,754	ITD	52.66%

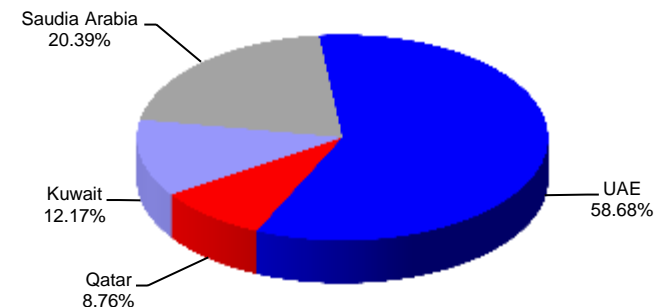
Year	Jan	Feb	Mar	Apr	May*	June	July	Aug	Sep	Oct	Nov	Dec	YTD
2011	0.53%	-3.87%	-5.39%	11.47%	-2.63%	-2.13%	-2.65%	-6.04%	3.27%	4.22%	-1.22%	-3.99%	-9.32%
2012	0.31%	3.07%	1.78%	5.87%	-4.07%	-1.88%	0.43%	2.91%	5.30%	-4.84%	4.23%	-4.63%	7.95%
2013	6.28%	4.43%	5.58%	9.78%	3.74%	-6.62%	6.33%	-6.06%	2.86%	4.78%	-1.93%	-4.12%	26.17%
2014	0.37%	0.35%	1.03%	-1.10%	-3.01%	-4.60%	9.56%	7.32%	0.89%	-5.09%	-6.20%	-2.86%	-4.46%
2015	2.64%	4.55%	-3.32%	6.51%	-1.48%	0.28%	1.75%						11.08%

\* Fund Started on 22 May 2007

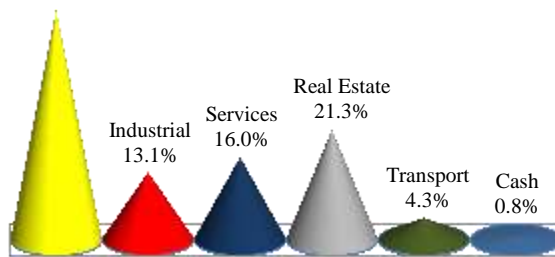
**NAV Cumulative Return - Since Inception**



**Geographical Diversification**



Banks & Financial Services  
44.5%



**Top Five Holding**

**Country**

- |                              |        |
|------------------------------|--------|
| 1- Dubai Parks & Resorts     | UAE    |
| 2- Dubai Islamic Bank        | UAE    |
| 3- First Gulf Bank           | UAE    |
| 4- Abu Dhabi Commercial Bank | UAE    |
| 5- Agility                   | Kuwait |