

Tharwa Investment Fund

Fact Sheet Nov-22


Fund NAV

NAV	1.230
Capital	3,198,509
Net Asset	3,934,879

Top Five Holding

CABLE	Kuwait	14.55%
SHIP	Kuwait	14.25%
INTEGRATED	Kuwait	14.13%
NBK	Kuwait	13.51%
WARBABANK	Kuwait	13.37%

Geographic Exposure



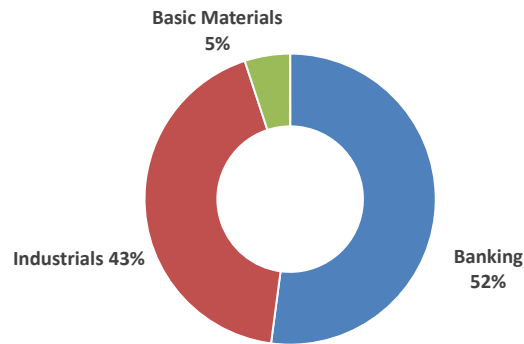
Fund Performance (%)

MTD	5.50%
YTD	14.77%
ITD	111.09%

Yearly Performance (%)

2021	17.06%
2020	(14.99%)
2019	7.35%
2018	18.19%
2017	3.62%

Sector Allocation



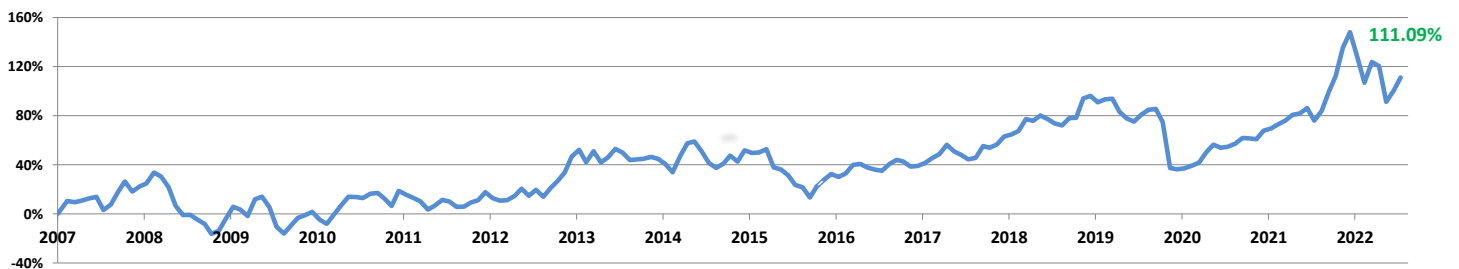
Fund Information

Capital	2 to 100 Million KD
Manager	Tharwa Investment Co.
Custodian	Kuwait Clearing Co.
Inv. Controller	Kuwait Clearing Co.
Auditor	BDO AlNisf & Partenets
Currency	KWD
Freq.	Weekly
Minium Sub.	1,000 Units
Additional Sub.	1 Unit
Management Fees	1.75% Per Year
Subscription Fees	0.25% From Subscription
Redemption Fees	0.25% From Redemption
Custodian Fees	0.0625% Per Year
Inv. Controller Fees	0.0625% Per Year
Bonus Shares (Since Inception)	71.59%
Executive Committee	Khaled A. Al-Fares Abdullatif Al-Muzaini Bader Al-Ghanim

Fund Objectives

- Invest in listed companies in Boursa Kuwait and the Arab Stock Exchange markets as deemed by the Fund Manager to provide investment opportunities based on adequate research's to achieve the highest risk adjusted return, invest in the futures markets or any investment instruments in Boursa Kuwait or other Arab stock markets.
- To Invest the surplus Cash in short-term and medium-term deposits, until such time when other investment opportunities in similar funds with same purpose with this fund become available.

Total Returns at NAV ITD (%)



Disclaimer

This report is prepared for general circulation and is circulated for general information only. This report is not an invitation to subscribe to units of any investment fund therein. At all times prospective investors considering an investment in a fund or program should carefully review fund's governing documents (Fund's Prospectus and Article of Association) describing the investment goals approach, operations, applicability of taxes, fees, expenses, risks of investing and review the fund's or program's performance over time. The information used in this report may be subject to technical or typographical errors beyond our reasonable control, Tharwa disclaims any responsibility in all those errors above in the report received.

tharwa.Com