



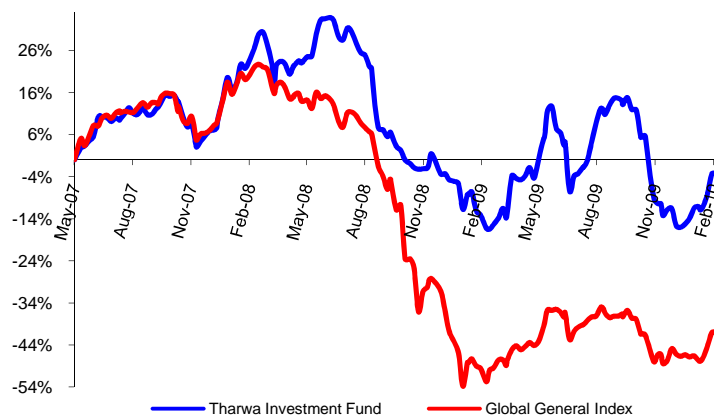
Fund NAV & Performance

NAV	0.967	MTD	Inv. Fund 9.78%	Global Index 13.21%
No. of Units	8,053,000	YTD	15.17%	10.11%
Net Assets	7,786,722	ITD	-3.31%	-41.03%

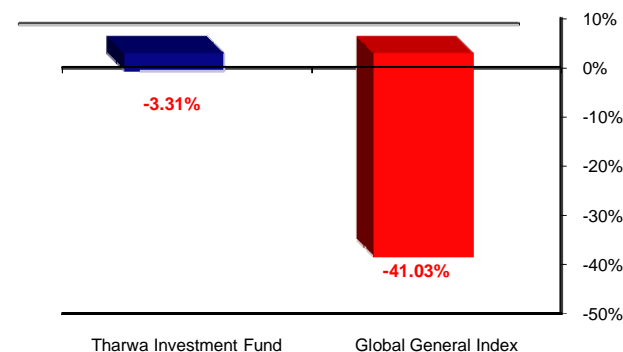
Year	Jan	Feb	Mar	Apr	May*	June	July	Aug	Sep	Oct	Nov	Dec	YTD
2007					2.73%	7.58%	-0.97%	1.28%	1.51%	1.13%	-9.42%	4.41%	7.63%
2008	9.66%	7.05%	-6.42%	3.46%	1.92%	7.20%	-2.45%	-6.34%	-12.74%	-7.01%	0.25%	-4.03%	-11.43%
2009	-3.76%	-8.76%	2.93%	11.59%	10.10%	-2.20%	-5.10%	13.96%	1.80%	-7.51%	-15.06%	-6.22%	-11.93%
2010	4.91%	9.78%											15.17%

* Fund Started on 22 May 2007

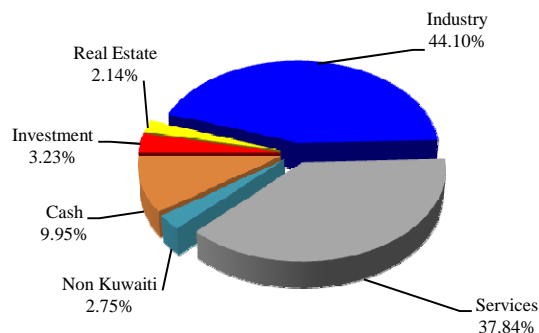
Fund Cumulative Return Vs. Global General Index



Tharwa Fund Vs. Global Index - Since Inception



Sector Diversification



Top Five

- 1 - National Bank of Kuwait
- 2 - Portland Cement Co.
- 3 - Combined Group Contracting Co.
- 4 - Gulf Bank
- 5 - Kuwait and Gulf Link Transport Co.

Key Facts

Fund Duration :	15 Years
Fund Capital :	5 to 100 million KD
Fund Manager :	Tharwa Investment Co.
Custodian :	Kuwait Clearing Co.
Financial Auditor :	Bader Al Baziaa & Partner
Minimum Investment :	1,000 Units
Additional Investment :	1,000 Units
Fund Currency :	Kuwaiti Dinar
Entry (Subscription) :	Weekly
Exit (Redemption) :	Weekly
Subscription Fee :	0.250 %
Redemption Fee :	0.250 %
Management Fee :	1.500%
Custodian Fee :	0.125%
Fund Directors :	Sami I. Al-Hasawi Khaled A. Al-Fares Barrak Musaed Al-Usaimi

Fund Objectives

To invest the Fund's money in the shares of companies listed on Kuwait Stock Exchange, as per the Fund Manager's discretion, to provide investment opportunities based on fundamentals and complete studies so as to realize the highest possible yield with limited risks, and to invest in the Forward market or any new investment instrument launched by Kuwait market. Investing the cash surpluses in short-term and medium-term deposits until the time other investment opportunities become available.

Contact Details

Tharwa Investment Company
Tel.: +965 222 43 000
Fax : +965 222 43 098
www.tharwa.com