



**Key Facts**

**Fund Duration :** 15 Years  
**Fund Capital :** 5 to 100 million KD  
**Fund Manager :** Tharwa Investment Co.  
**Custodian :** Kuwait Clearing Co.  
**Financial Auditor :** BOD Al Nisf & Partners  
**Sharia Supervisory Authorities:** Al-Madar Financial Co.  
**Minimum Investment :** 1,000 Units  
**Additional Investment :** 1,000 Units  
**Fund Currency :** Kuwaiti Dinar  
**Entry ( Subscription ) :** Weekly  
**Exit ( Redemption ) :** Weekly  
**Subscription Fee :** 0.250 %  
**Redemption Fee :** 0.250 %  
**Management Fee :** 1.750%  
**Custodian Fee :** 0.125%  
**Fund Directors :** Sami I. Al-Hasawi  
 Khaled A. Al-Fares  
 Abdullatif Al-Muzaini

**Fund Objectives**

To obtain high returns with minimum risk, through investing in certain Kuwaiti Companies listed in the Kuwait Stock Exchange, whose activity or dealing does not conflict with the regulations and controls of the Islamic Sharia. And to invest money in Murabaha with certified Islamic Banks and Institutions. All transactions of the Fund should comply with the rules of the Islamic Sharia in accordance with the instructions of the Sharia Supervisory Authorities

**Contact Details**

Tharwa Investment Company  
 Tel.: +965 222 43 000  
 Fax : +965 222 43 098  
 www.tharwa.com

**Follow Us**



**Fund NAV & Performance**

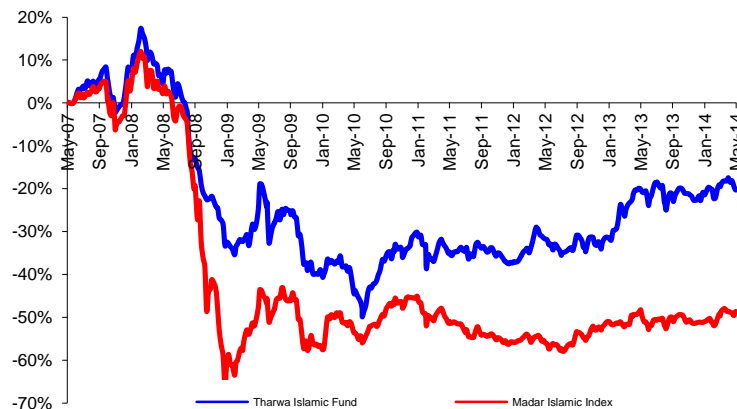
NAV	0.797
No. of Units	5,192,000
Net Assets	4,138,891

	Islamic Fund	Madar Index
MTD	-3.44%	0.03%
YTD	3.04%	5.30%
ITD	-20.28%	-48.67%

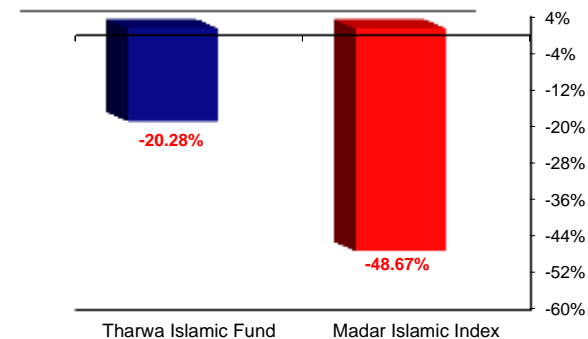
Year	Jan	Feb	Mar	Apr	May	June*	July	Aug	Sep	Oct	Nov	Dec	YTD	Index
2010	-1.24%	5.81%	0.27%	-1.45%	-10.59%	-5.83%	9.29%	4.95%	7.40%	1.47%	0.27%	1.84%	10.98%	25.31%
2011	3.26%	-2.67%	-5.89%	8.18%	-4.32%	0.13%	-0.10%	-1.61%	3.01%	-0.54%	-1.52%	-2.75%	-5.46%	-18.40%
2012	0.02%	2.24%	1.02%	7.97%	-2.83%	-3.70%	-1.96%	2.37%	4.49%	-3.49%	3.13%	-3.94%	4.66%	5.61%
2013	3.63%	3.61%	3.97%	5.72%	2.68%	-4.81%	6.67%	-5.34%	1.68%	2.62%	-1.64%	-1.86%	17.34%	3.64%
2014	1.57%	1.56%	0.82%	2.60%	-3.44%								3.04%	5.30%

\* Fund Started on 22 June 2007

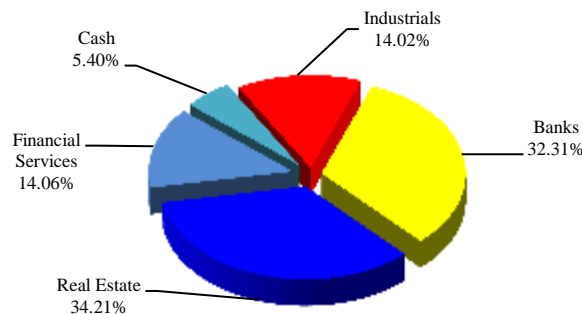
**Fund Cumulative Return Vs. Madar Islamic Index**



**Fund Return Vs. Madar Return - Since Inception**



**Sector Diversification**



**Top Five**

- 1 - Ahli United Bank
- 2 - Agility
- 3 - Commercial Real Estate
- 4 - Kuwait International Bank
- 5 - Al-Mazaya Holding Co