



Fund NAV & Performance

NAV	0.761
No. of Units	5,282,000
Net Assets	4,017,706

	Islamic Fund	Madar Index
MTD	-4.81%	-8.95%
YTD	15.36%	0.22%
ITD	-23.94%	-52.86%

Key Facts


Fund Duration :	15 Years
Fund Capital :	5 to 100 million KD
Fund Manager :	Tharwa Investment Co.
Custodian :	Kuwait Clearing Co.
Financial Auditor :	Bader Al Bazie & Partners
Sharia Supervisory Authorities:	Al-Madar Financial Co.
Minimum Investment :	1,000 Units
Additional Investment :	1,000 Units
Fund Currency :	Kuwaiti Dinar
Entry (Subscription) :	Weekly
Exit (Redemption) :	Weekly
Subscription Fee :	0.250 %
Redemption Fee :	0.250 %
Management Fee :	1.750%
Custodian Fee :	0.125%
Fund Directors :	Sami I. Al-Hasawi Khaled A. Al-Fares
Fund Objectives	Abdullatif Al-Muzaini

To obtain high returns with minimum risk, through investing in certain Kuwaiti Companies listed in the Kuwait Stock Exchange, whose activity or dealing does not conflict with the regulations and controls of the Islamic Sharia. And to invest money in Murabaha with certified Islamic Banks and Institutions. All transactions of the Fund should comply with the rules of the Islamic Sharia in accordance with the instructions of the Sharia Supervisory Authorities

Contact Details

Tharwa Investment Company
Tel.: +965 222 43 000
Fax : +965 222 43 098
www.tharwa.com

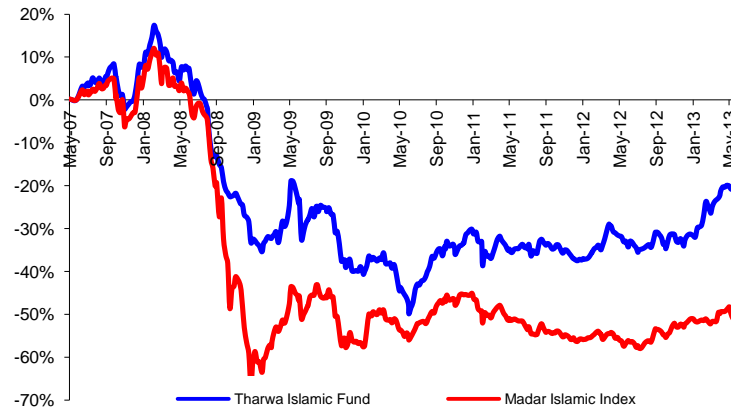
Follow Us



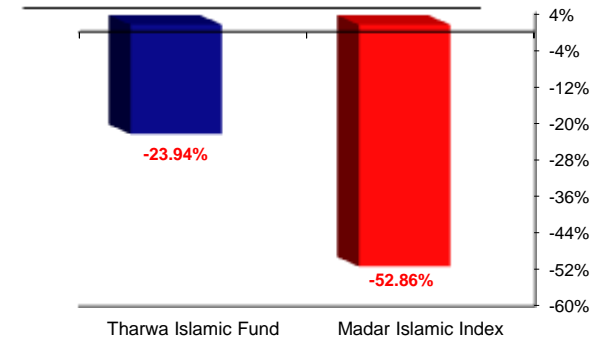
Year	Jan	Feb	Mar	Apr	May	June*	July	Aug	Sep	Oct	Nov	Dec	YTD	Index
2009	-7.72%	-4.35%	4.79%	2.05%	10.88%	-1.02%	-4.92%	4.28%	-0.79%	-7.44%	-9.22%	-4.16%	-17.94%	-7.26%
2010	-1.24%	5.81%	0.27%	-1.45%	-10.59%	-5.83%	9.29%	4.95%	7.40%	1.47%	0.27%	1.84%	10.98%	25.31%
2011	3.26%	-2.67%	-5.89%	8.18%	-4.32%	0.13%	-0.10%	-1.61%	3.01%	-0.54%	-1.52%	-2.75%	-5.46%	-18.40%
2012	0.02%	2.24%	1.02%	7.97%	-2.83%	-3.70%	-1.96%	2.37%	4.49%	-3.49%	3.13%	-3.94%	4.66%	5.61%
2013	3.63%	3.61%	3.97%	5.72%	2.68%	-4.81%							15.36%	0.22%

* Fund Started on 22 June 2007

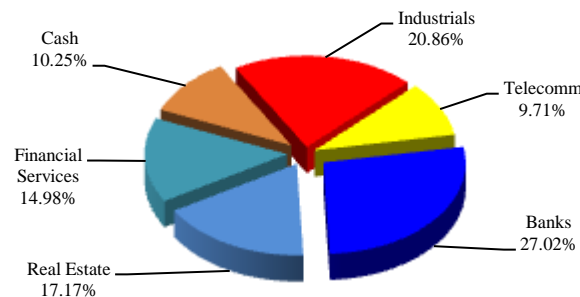
Fund Cumulative Return Vs. Madar Islamic Index



Fund Return Vs. Madar Return - Since Inception



Sector Diversification



Top Five

- 1 - Zain
- 2 - Kuwait International Bank
- 3 - Securities House
- 4 - Mabane Company
- 5 - Ahli United Bank