

Tharwa Islamic Fund

Fact Sheet Jun-23

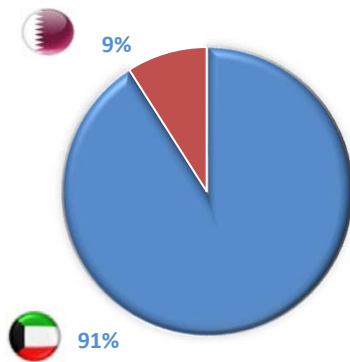
Fund NAV

NAV	0.790
Capital	2,836,688
Net Asset	2,239,745

Top Five Holding

KFH	Kuwait	14.35%
BOUBYAN	Kuwait	14.29%
WARBABANK	Kuwait	14.15%
INTEGRATED	Kuwait	14.09%
SHIP	Kuwait	13.14%

Geographic Exposure



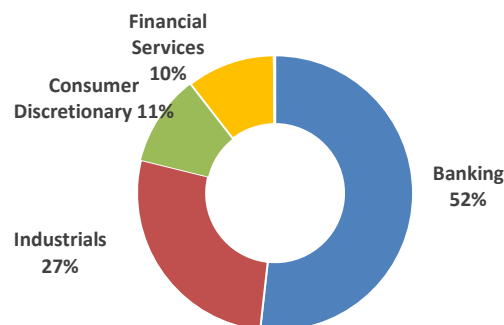
Fund Performance (%)

MTD	7.54%
YTD	2.25%
ITD	(21.04%)

Yearly Performance (%)

2022	(0.50%)
2021	22.99%
2020	(12.58%)
2019	6.49%
2018	12.14%

Sector Allocation



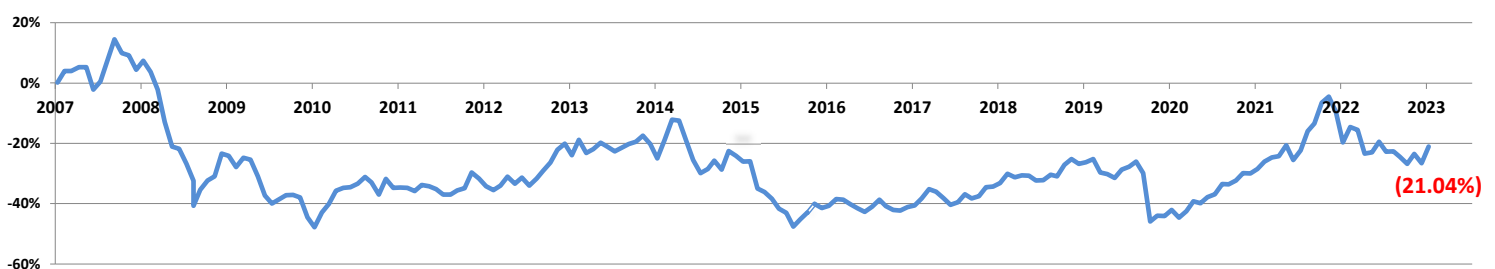
Fund Information

Capital	2 to 100 Million KD
Manager	Tharwa Investment Co.
Custodian	Kuwait Clearing Co.
Inv. Controller	Kuwait Clearing Co.
Auditor	BDO AINisf & Partenets
External Shariae Auditor	Osol For Sharia Advisory
Currency	KWD
Freq.	Weekly
Minium Sub.	1,000 Units
Additional Sub.	1 Unit
Management Fees	1.75% Per Year
Subscription Fees	0.25% From Subscription
Redemption Fees	0.25% From Redemption
Custodian Fees	0.0625% Per Year
Inv. Controller Fees	0.0625% Per Year
Executive Committee	Barrak Al-Usaimi Abdullatif Al-Muzaini Bader Al-Ghanim

Fund Objectives

To obtain high returns with minimum risk, through investing in Companies listed on the Bursa Kuwait and the Arab Stock Exchange markets and whose activities or dealings does not conflict with the regulations and controls of the Islamic Sharia. Further, to invest surplus funds in Murabaha with certified Islamic Banks and Institutions, Islamic Shariah-compliant GCC Government Sukuk and ensuring that all transactions of the Fund are in compliance with the rules of the Islamic Sharia in accordance with the instructions of the Sharia Supervisory Authorities

Total Returns at NAV ITD (%)



Disclaimer

This report is prepared for general circulation and is circulated for general information only. This report is not an invitation to subscribe to units of any investment fund therein. At all times prospective investors considering an investment in a fund or program should carefully review fund's governing documents (Fund's Prospectus and Article of Association) describing the investment goals approach, operations, applicability of taxes, fees, expenses, risks of investing and review the fund's or program's performance over time. The information used in this report may be subject to technical or typographical errors beyond our reasonable control, Tharwa disclaims any responsibility in all those errors above in the report received.

tharwa.Com